

## Metal Halide Pulse Start

# HID BALLAST

### STANDARD BALLAST SPECIFICATIONS

#### 350 WATT, M-131

|                               |                             |                      |      |
|-------------------------------|-----------------------------|----------------------|------|
| Input Voltage                 | 277                         | 120/208/240/277      |      |
| Catalog Number                | <b>M0350-08C-711</b>        | <b>M0350-71C-611</b> |      |
| Circuit Type                  | Reactor HPF                 | PS-CWA               |      |
| Input Power (Watts)           | 372                         | 400                  |      |
| MAX Input Current             | 2.10                        | 3.35/1.90/1.70/1.45  |      |
| Nominal Open Circuit Voltage  | 277                         | 270                  |      |
| Nominal Lamp Watts            | 350                         | 350                  |      |
| Nominal Ballast Factor        | 100%                        | 100%                 |      |
| Wiring Diagram                | F                           | C                    |      |
| DIMENSIONS                    | Figure                      | 5                    |      |
|                               | A (Inches)                  | 1.83                 |      |
|                               | B (Inches)                  | 4.0                  |      |
| NON-PCB CAPACITOR             | MFD                         | 20                   |      |
|                               | Minimum Volt                | 280                  |      |
|                               | OIL FILLED DRY FILM 100°C   | Diameter (Inches)    | 1.80 |
|                               |                             | Height (Inches)      | 3.80 |
|                               | OIL FILLED DRY FILM 90°C    | Oval (Inches)        | 1.50 |
| Height (Inches)               |                             | 3.13                 |      |
| STARTER                       | Model Number                | ST1000               |      |
|                               | Max Distance to Lamp (Feet) | 20                   |      |
| U.L. Bench Top Rise Code 1029 | A                           | A/B/D/B              |      |

#### BALLAST DIMENSIONS

FIGURE 5

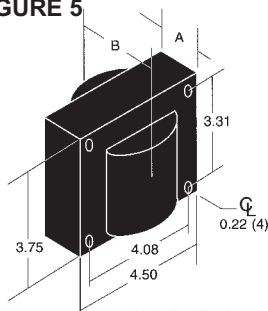
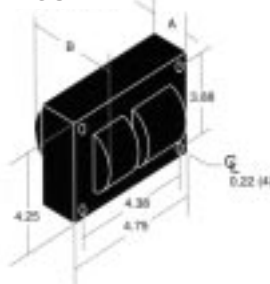


FIGURE 2



#### WIRING DIAGRAM

Diagram #F

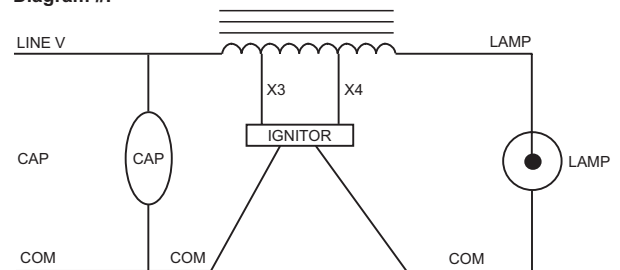
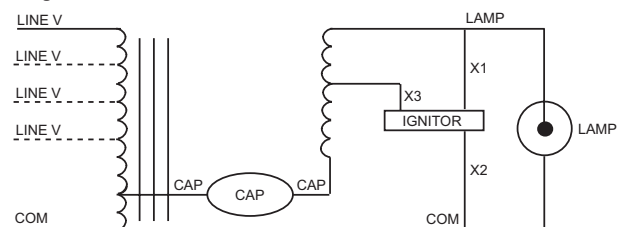


Diagram #C



Add "-K" suffix to model number to order standard distributor replacement kit. Kits include core and coil ballast, capacitor, starter (when required), mounting brackets and hardware, and installation instruction sheet.



UL Recognized and  
CSA Certified

HOWARD  
INDUSTRIES, INC.



BALLAST  
PRODUCTS  
DIVISION

P.O. Box 1590  
Laurel, MS 39441  
(601) 422-0033 or  
1-800-956-3456  
Fax (601) 422-1652  
<http://www.howard-ballast.com>